



Scan / Vectorization Features

(included in « Graphic » and « Graphic & Wrap » Packages)

TYPE3 CAAV5 Based is developed by GRAVOTECH MARKING S.A.S., the worldwide leader in Engraving solutions with over 26 years of industrial experience.

Along with the TEXT module of TYPE3 CAAV5 we also recommend the SCANNING / VECTORIZATION feature. The complete menu contains all required functionalities to scan and [vectorize](#) raster pictures inside CATIA V5. The vectorization (also referred to as “image tracing”) is the creation of vectors from raster graphics. It is used on a regular basis for logos. For example, when the operator only has an image as artwork and no DXF or EPS file.

1. What are the possibilities to retrieve picture files ?

There are 2 possibilities:

Directly connect a 2D scanner to your PC, then scan your paper artwork.

Alternatively import any picture file with extensions: BMP, PNG, JPG, TIFF or GIF (color or black & white) directly into CATIA V5.

2. What about the quality of the original artwork ?

The higher the resolution in DPI (above 64*64), the better the result.

In the case of multicolour artworks there should be a good color transition.

3. What are the “vectorization parameters” ?

There is an intensive menu available allowing you to control the precision of vectorization, smoothness, automatic cleaning of “noise” pixels, as well as the possibility to do “centerline” vectorization.

“Allowance”: controls how accurate your vector will remain to the original image.

“Noise”: approximately follows the main positions of the pixels located on the edges of the vectorised area.

“Smoothing”: generate a rounded or jagged vector spline.

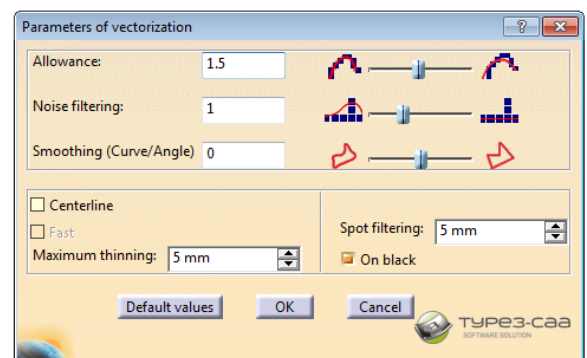


*.BMP

*.PNG

*.JPEG

*.TIFF



4. After the vectorization process, what do I get in CATIAV5 ?

From the outlines of the logo you produce CATIA curves.

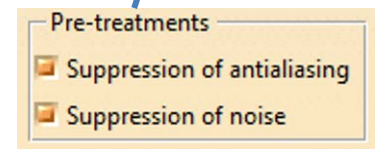
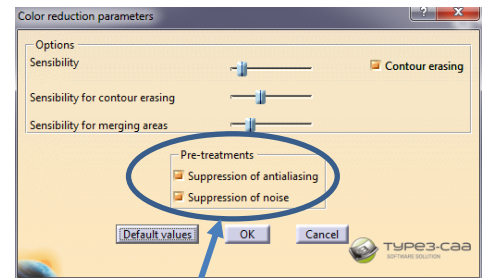
Users can then proceed to use various operations such as: pad, scale, change plane, projection/mapping, ...

5. When handling colour bitmaps, why use a “Color reduction” ?

All colors are automatically detected and listed. Users then have the possibility to merge colours or select the relevant ones to vectorize.

Users are given the option to merge nearby colors thus reducing the original number presented. Sharpness of angles in contours between 2 colors can be defined or ignore through the “noise” option.

NOTE : For additional graphic requirements such as accurate node editing, please visit our full solution list: [Typeedit](#). Combined with our “Gateway” package, it extends the 2D graphic capabilities and allows a copy/paste to/from TYPEEDIT and CATIA V5 function.





GRAVOTECH GROUP



TYPE3-CAA
SOFTWARE SOLUTION

FAQ



About Gravotech

The Gravotech Group is the worldwide leader in the design, manufacture and distribution of innovative solutions for engraving, marking and artistic modelling.

Its offer is built around four brands: Type 3, Propen, Technifor and Gravograph. These brands cover four key technologies (laser, mechanical engraving, scribing and micropercussion) supplemented by a wide range of consumables and software solutions.

Based in the Lyon region of France, Gravotech has over 900 employees in over 100 countries. The Group boasts a vast international network: 29 subsidiaries and 300 distributors work alongside its 60,000 international customers, assisting them with their local or global issues.

